



Bratton Fleming Community
Primary School,
Station Road, Bratton Fleming,
Barnstaple, Devon EX31 4SB
T: 01598 710337
E: susan.denham@ventrus.org.uk
W: bratton-fleming-primary.devon.sch.uk

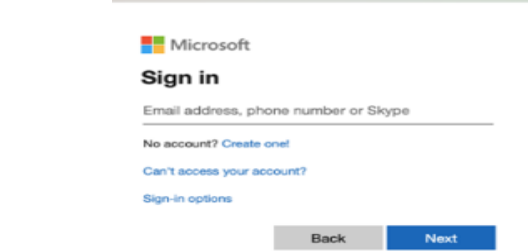
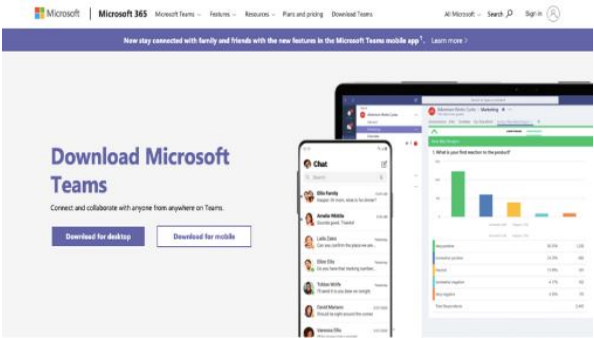

06.10.2020

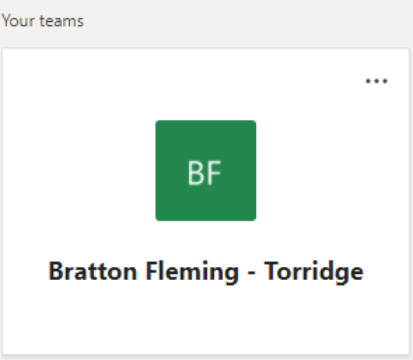

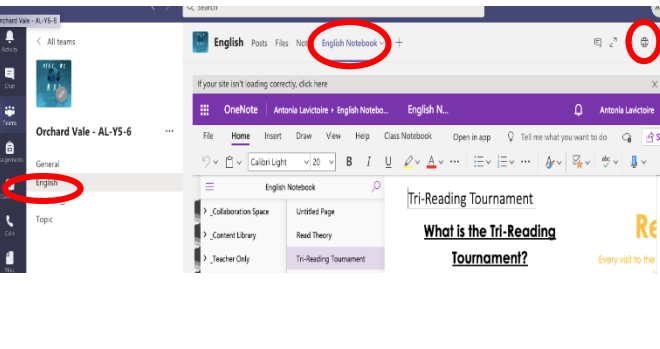
Dear Families,

First, let us begin by saying a huge thank you for all of your support over the past few months with our online learning provision. As you are aware, last year we introduced SeeSaw across the school as a means of communication and it has been fantastic to see the wonderful work that has been completed at home. You were all superb at getting on board with it so quickly and efficiently and we really enjoyed communicating with your child in this way.

The Government have advised all schools to have a secure contingency plan to ensure they are ready for all eventualities. Therefore, to further improve our home learning and provide more opportunity for discussion, we will be implementing Microsoft Teams across the school. This will be rolled out at different paces across the school and we have decided to start with Class Bray and Class Torridge. Microsoft Teams provides a wealth of opportunities to develop our home learning and in-school provision. This form of blended learning will be implemented gradually across the school, in place of SeeSaw.

To access this home learning resource, you have several options:

	<p>You can access Teams via an internet browser using the following link https://teams.microsoft.com/</p>
	<p>For the most convenient and accessible solution, we recommend downloading the app. If you have an Android or IOS smartphone/tablet. Download the free app to your device from the relevant app store – just search for Microsoft Teams. On a PC or Mac you can download the desktop app from the following URL: https://www.microsoft.com/en-gb/microsoft-365/microsoft-teams/download-app</p>
	<p>After installing/opening the software you will need to enter your child's e-mail and password. These will be given to your child by their teacher.</p>

	<p>Once you have entered these details, you will be able to login and click on your child's class 'Bratton Fleming – Torridge'.</p>
	<p>Within this 'Team' you will see a channel entitled 'General' and other channels displaying different subjects. We will update it as we go, in this location, so do check back if you have queries as we will look to address any frequent concerns or questions. In the 'General' channel your teacher will post any general messages or notices.</p>
	<p>Under the subject channels, there will be 'Homework' sections within each pupil's subject specific 'Notebook'. You will find these notebooks on the tabs at the top of each specific subject channel. (You can download the One Note app or click on the symbol to view these notebooks more clearly.)</p>

Teams gives us more flexibility in what we can provide (which we will be developing over time). At present, we will be setting spellings using our English Notebook to give families the opportunity to familiarise themselves with the new system. This new way of working is a learning curve for all of us and we will be introducing pupils to this gradually over this term.

Another huge benefit of having a Microsoft Teams account is that your child will automatically gain access to online version of programmes such as Microsoft Word.

For communication purposes, please continue to either contact your class teacher by ringing the school or emailing them rather than communicating over Microsoft Teams, for now, until we have better avenues of communication up and running on Teams consistently across the school.

We appreciate your continuing feedback and support with our developing provision for children in Class Torridge. Thank you for your continued support

and we look forward to communicating with you and your child on Microsoft Teams.

Kind Regards
The Class Torridge Team